

学認経由での利用(ユーザー登録)方法

(初めの方)

1. 右上の Register アイコンをクリックします。




2. Email に福井大学メールアドレス (@u-fukui.ac.jp)を入力し、名、姓、パスワード(8 文字以上、数字、アルファベットの大文字、小文字、記号をすべて含む)を入力後、Register をクリックしてください。

A screenshot of the Elsevier registration form. The form is titled 'ELSEVIER Register' and has a subtitle 'Create password to register'. It contains the following fields: 'Email' with the value 'mmmmmm20200818@yahoo.co.jp', 'Given name', 'Family name', and 'Password'. Below the password field, there is a note: 'Choose a unique password with minimum 8 characters. Include at least 1 number, a mix of lowercase and uppercase letters and 1 symbol to make your password strong.' There are three input boxes for the password. Below the password field, there is a checkbox labeled 'Stay signed in (not recommended for shared devices)'. At the bottom, there is a 'Register' button and a link that says 'I already have an account'.

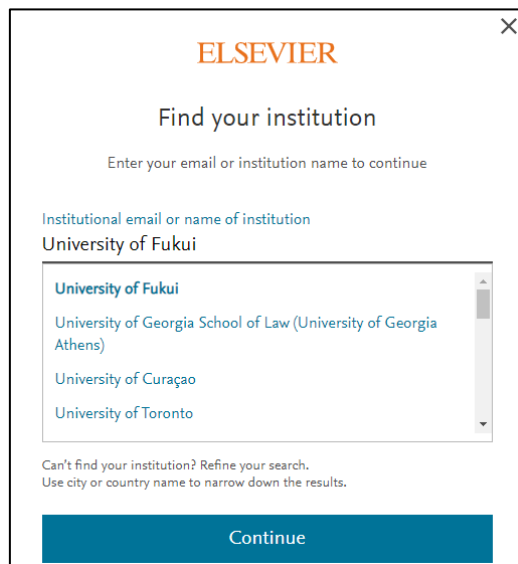
(これまで PPV で利用されていた方)

3.「Sign in via your institution」をクリックします。




The image shows a web interface for Elsevier. At the top, the Elsevier logo is displayed in orange. Below it, the word "Welcome" is centered. Underneath, the text "Enter your email to continue with ScienceDirect" is shown. There is a text input field labeled "Email" which is currently empty. Below the input field, there are two buttons: a grey "Continue" button and a white "Sign in via your institution" button with a blue border. A close button (X) is located in the top right corner.

2. University of Fukui と入力し、University of Fukui を選択して Continue



The image shows a web interface for Elsevier. At the top, the Elsevier logo is displayed in orange. Below it, the text "Find your institution" is centered. Underneath, the text "Enter your email or institution name to continue" is shown. There is a text input field labeled "Institutional email or name of institution" containing the text "University of Fukui". Below the input field, there is a dropdown menu with a list of institutions: "University of Fukui", "University of Georgia School of Law (University of Georgia Athens)", "University of Curaçao", and "University of Toronto". Below the dropdown menu, there is a small text block: "Can't find your institution? Refine your search. Use city or country name to narrow down the results." At the bottom, there is a blue "Continue" button. A close button (X) is located in the top right corner.

3. Access through University of Fukui をクリックします。



The image shows a web interface for Elsevier. At the top, the Elsevier logo is displayed in orange. Below it, the text "Access through your institution" is centered. Underneath, there is a building icon representing an institution, with the text "University of Fukui" below it. There is a checkbox labeled "Remember institution with SeamlessAccess" which is checked. Below the checkbox, there is a link "Learn more about SeamlessAccess" with a downward arrow. At the bottom, there are two buttons: a blue "Access through University of Fukui" button with a building icon and a white "Try another way" button. A close button (X) is located in the top right corner.

4. 福井大学総合情報基盤センター認証画面で統一認証 ID、パスワードで認証します。



The screenshot shows the authentication interface for Elsevier access through GakuNin. At the top, it features the GakuNin logo and the text '国立大学法人 福井大学 総合情報基盤センター Center for Information Initiative'. Below this is the Elsevier logo and the text '認証先: Elsevier (Access Elsevier products using your institutional credentials)'. A red link '福井大学統一認証アカウントを入力' is provided. The form includes input fields for '統一認証ID:' and 'パスワード:', a checkbox for '属性送信の同意のリセット', and a red '認証' button. At the bottom, there are two links: '福井大学統一認証アカウントについて' and 'パスワードを忘れた場合'.

5. Science Direct の学認経由ユーザーとして、登録されます。

論文閲覧の方法

ScienceDirect で必要な論文を見つけた場合

◎ 左上に「View PDF」がある場合は、そのまま全文が読めます。



The screenshot shows the ScienceDirect interface for the journal 'Radiotherapy and Oncology'. At the top, there are navigation links for 'Journals & Books', a search icon, a help icon, a 'Register' button, and a 'Sign in' button. Below this, there is a 'View PDF' button and a 'Download full issue' link. The main article title is 'The tubarial salivary glands: A potential new organ at risk for radiotherapy'. The authors listed are Matthijs H. Valstar, Bernadette S. de Bakker, Roel J.H.M. Steenbakkers, Kees H. de Jong, Laura A. Smit, Thomas J.W. Klein Nulent, Robert J.J. van Es, Ingrid Hofland, Bart de Keizer, Bas Jasperse, Alfons J.M. Balm, Arien van der Schaaf, Johannes A. Langendijk, Ludi E. Smeele, and Wouter V. Vogel. On the right side, there is a 'Recommended articles' section with three article titles and 'View details' links.

◎ 左上に「Get Access」とある場合はユーザー認証が必要です。

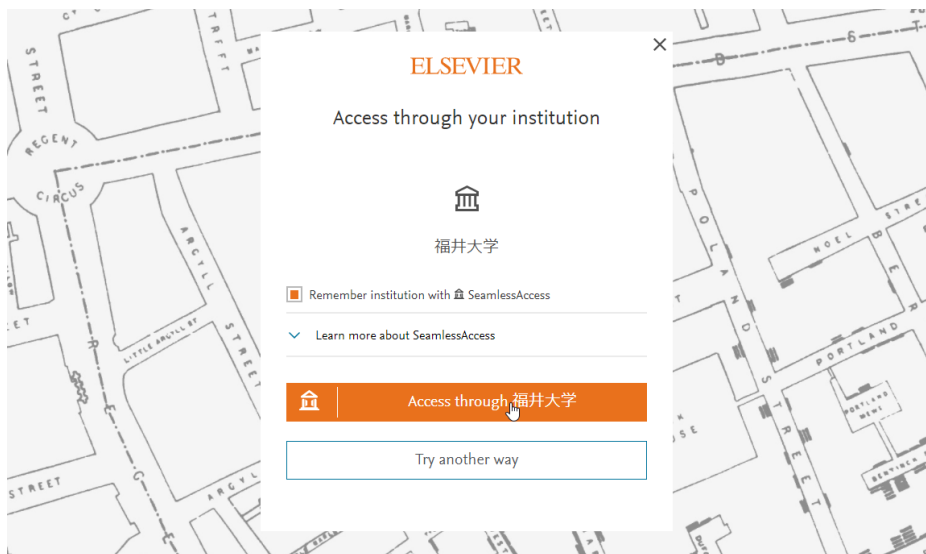
※学認経由ユーザーによるトランザクション方式での参照をします。

Sign in から認証します。



The screenshot shows the ScienceDirect interface for the journal 'Radiotherapy and Oncology'. At the top, there are navigation links for 'Journals & Books', a search icon, a help icon, a 'Register' button, and a 'Sign in' button. A blue banner at the top left states 'University of Fukui does not subscribe to this content.' Below this, there is a 'Get Access' button and a 'Search ScienceDirect' search bar. The main article title is 'No convincing evidence for the presence of tubarial salivary glands: A letter to the editor regarding "The tubarial salivary glands: A...". The authors listed are Matthijs H. Valstar, Bernadette S. de Bakker, Roel J.H.M. Steenbakkers, Kees H. de Jong, Laura A. Smit, Thomas J.W. Klein Nulent, Robert J.J. van Es, Ingrid Hofland, Bart de Keizer, Bas Jasperse, Alfons J.M. Balm, Arien van der Schaaf, Johannes A. Langendijk, Ludi E. Smeele, and Wouter V. Vogel. On the right side, there is a 'Recommended articles' section with three article titles and 'View details' links.

1. 福井大学の学認経由でアクセスします。



2. Download PDF をクリック。



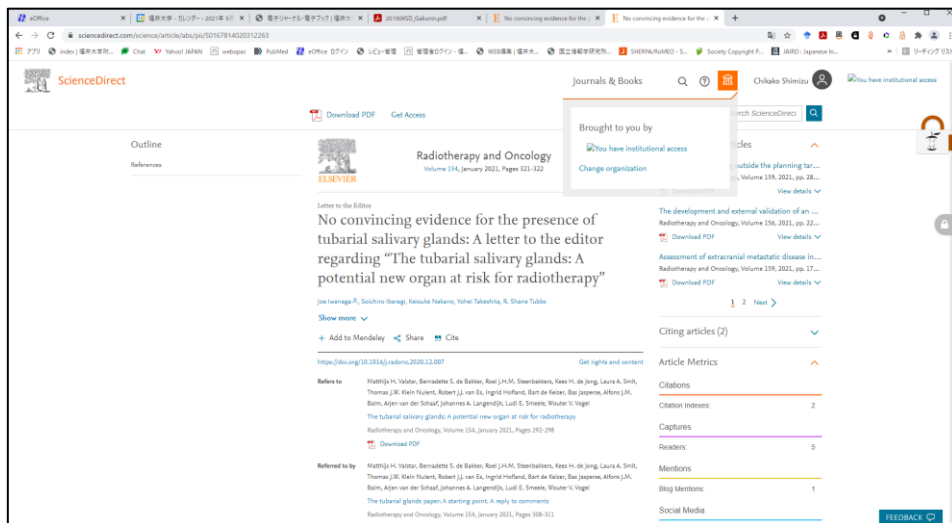
3. 参照する場合は、Continue をクリックします。この時、福井大学負担の料金(2,200円:2021年3月現在)が発生します。
なお、参照しない場合は、Cancel で戻ってください。




(その他)

★学認接続をしても左上に「Download PDF」が表示されない場合

1. 右上の神殿マークをクリックし、「Change organization」



2. 「University of Fukui, Shibboleth」を選択して Change organization



★Welcome back 画面が表示された場合

1. 「Continue without registering」ボタンをクリックしてください。

★Continue without personalizing が表示された場合

Email 入力してください。